



GLO-RAY® DUAL INFRARED FOODWARMERS

Models GRA-18D, -24D, -30D, -36D, -42D, -48D, -54D, -60D, -66D, -72D, -84D, -96D, -108D, -120D, -132D, -144D
GRAH-18D, -24D, -30D, -36D, -42D, -48D, -54D, -60D, -66D, -72D, -84D, -96D, -108D, -120D, -132D, -144D

Hatco Glo-Ray Dual Infrared Foodwarmers safely keep all hot foods at optimum serving temperatures longer. Foods do not dry out or become discolored; even delicate dishes hold that "just-prepared" look. The Glo-Ray pre-focused heat pattern directs heat from a tubular element to bathe the entire holding surface.

FLEXIBILITY

The continuous aluminum housings, up to 12' (3658 mm) in width, are very strong and eliminate the danger of sagging.

The advanced Glo-Ray Dual Mounting feature allows side-by-side mounting of two or more warmers to provide a deeper holding area. A 3" or 6" (76 or 152 mm) spacer is available as well as shatter-resistant incandescent lights that illuminate the warming area.

Remote infinite control installation is mandatory on all dual foodwarmers.

Remote control enclosures are available in several sizes, built in accordance with UL Standards to accommodate switches, indicator lights and wiring, ready for installation.

Optional breath protectors that meet NSF Standards can be ordered for display areas and buffet lines. Made of shatterproof, easy-to-clean acrylic, they provide a safe food-serving environment.

All models are available in powdercoated colors of Warm Red, Black, Gray Granite, White Granite, Navy Blue, and Hunter Green, or gloss finishes of Gleaming Gold, Glossy Gray, Bold Black, Radiant Red, Brilliant Blue. The powdercoated surfaces provide durability and are easy to clean.


QUALITY

The following features assure the finest performance for years to come:


- Available in widths from 18" to 12' (457-3658 mm).
- Sturdy continuous aluminum housings eliminate sagging.
- Pre-focused heat maintains safe serving temperatures longer without continuing to cook the food.
- Variety of models, configurations, colors, and accessories provide unlimited flexibility.
- Optional coated shatter-resistant incandescent lights enhance brilliant product display while safeguarding food from bulb breakage.



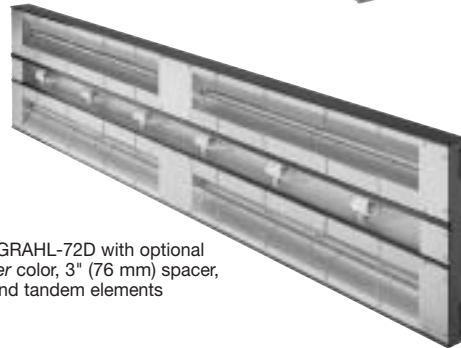
800-729-5051



Model GRA-36D
with 3" (76 mm) spacer



Model GRAL-36D with
3" (76 mm) spacer and
optional lights



Model GRAHL-72D with optional
Designer color, 3" (76 mm) spacer,
lights and tandem elements

Remote Control Enclosures



Model RMB-14D
with infinite controls



Model RMB-3F
with toggle
switch and
indicator light



Model RMB-7D with
optional *Designer* color



HATCO CORPORATION P.O. Box 340500 Milwaukee, WI 53234-0500 U.S.A.
(800) 558-0607 • (414) 671-6350 • Fax (800) 543-7521 • Int'l. Fax (414) 671-3976
www.hatcocorp.com • E-mail: equipsales@hatcocorp.com

METAL SHEATHED ELEMENTS GUARANTEED AGAINST
BURNOUT AND BREAKAGE FOR TWO YEARS.

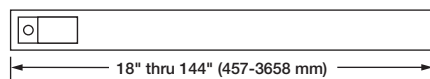
Form No. GR-D Spec Sheet

Printed in U.S.A.
September 2007

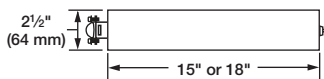


GLO-RAY® DUAL INFRARED FOODWARMERS

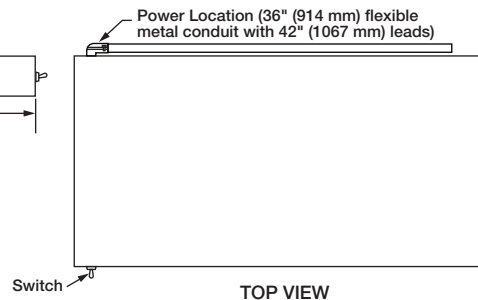
Models GRA-18D, -24D, -30D, -36D, -42D, -48D, -54D, -60D, -66D, -72D, -84D, -96D, -108D, -120D, -132D, -144D
GRAH-18D, -24D, -30D, -36D, -42D, -48D, -54D, -60D, -66D, -72D, -84D, -96D, -108D, -120D, -132D, -144D



FRONT VIEW



END VIEW



TOP VIEW



800-729-5051

SPECIFICATIONS

Aluminum High Watt		Aluminum Standard Watt			
Model	Watt	Model	Watt	Width	Shipping Weight*
GRAH-18D	700	GRA-18D	500	18" (457 mm)	14 lbs. (6 kg)
GRAH-24D	1000	GRA-24D	700	24" (610 mm)	16 lbs. (7 kg)
GRAH-30D	1320	GRA-30D	900	30" (762 mm)	18 lbs. (8 kg)
GRAH-36D	1600	GRA-36D	1150	36" (914 mm)	21 lbs. (10 kg)
GRAH-42D	1900	GRA-42D	1350	42" (1067 mm)	24 lbs. (11 kg)
GRAH-48D	2200	GRA-48D	1600	48" (1219 mm)	27 lbs. (12 kg)
GRAH-54D	2500	GRA-54D	1850	54" (1372 mm)	30 lbs. (14 kg)
GRAH-60D	2800	GRA-60D	2100	60" (1524 mm)	34 lbs. (15 kg)
GRAH-66D [▲]	3120	GRA-66D	2320	66" (1676 mm)	37 lbs. (17 kg)
GRAH-72D [▲]	3450	GRA-72D	2550	72" (1829 mm)	41 lbs. (19 kg)
GRAH-84D [*]	4100	GRA-84D [▲]	3000	84" (2134 mm)	44 lbs. (20 kg)
GRAH-96D [*]	4800	GRA-96D [▲]	3450	96" (2438 mm)	52 lbs. (24 kg)
GRAH-108D [*]	5000	GRA-108D [*]	3700	108" (2743 mm)	59 lbs. (27 kg)
GRAH-120D ^{**}	5600	GRA-120D ^{**}	4200	120" (3048 mm)	66 lbs. (30 kg)
GRAH-132D ^{**}	6240	GRA-132D ^{**}	4640	132" (3353 mm)	73 lbs. (33 kg)
GRAH-144D ^{**}	6900	GRA-144D ^{**}	5100	144" (3658 mm)	80 lbs. (36 kg)

- ▲ 120 volts models with infinite switch require tandem (end-to-end) elements.
* Glo-Ray models 108" through 144" (2743-3658 mm) and 120-volt models of GRAH-84 and GRAH-96 contain tandem elements individually controlled.
• Not available in 120 volts.
▪ Does not include RMB.

DIMENSIONS

18"-144"W x 15" or 18"D x 2 1/2"H (457-3658 x 381 or 457 x 64 mm).

VOLTAGE

120, 208 or 240 volts, single phase.
Models with Lights: 120, (3-wire), 120/208 and 120/240, single phase, (4-wire). Export voltages available.

REMOTE CONTROL ENCLOSURES

Model	Width	Toggle Switches
RMB-3	5 1/2" (140 mm)	2 Maximum
RMB-7	9" (229 mm)	4 Maximum
RMB-14	14" (356 mm)	6 Maximum
RMB-16	16" (406 mm)	3 Maximum
RMB-20	20" (508 mm)	3 Maximum

ONE CONTROL BOX PER FOODWARMER.

MOUNTING REQUIREMENTS

Recommended Mounting Height –
Standard Watt: 10"-14" (254-356 mm)
High Watt: 14"-18" (356-457 mm)

MINIMUM SPACING –

May not be installed in combustible surroundings.
Non-combustibles: 1" (25 mm) above, 10" (254 mm) below.
Must be installed in pass through area. Units with remote switches may be installed 3" (76 mm) from a non-combustible back wall, 8" (203 mm) to surface below, and flush to an overshef. Maximum 10" (254 mm) setback from the front of an overshef.

OPTIONS (NOT FOR RETROFIT)

- Designer Colors: Warm Red, Black, Gray Granite, White Granite, Navy Blue, Hunter Green
- Gloss Finishes: Gleaming Gold, Glossy Gray, Bold Black, Radiant Red, Brilliant Blue
- 3" or 6" (76 or 152 mm) Spacer
- Indicator Light
- Tandem Element (End-to-end)
- Breath Protector
- Incandescent Lights
- Halogen Bulbs in lieu of Standard Display Lights
- Extended Electrical Leads

- Bright Annealed Lamp Reflector
- Infinite Control† (**Remote Required with Duals**)
- Remote Control Enclosure

† Maximum of 12.2 amps. Consult factory if rating of single element at 120 volts exceeds 1400 watts.

ACCESSORIES

- Adjustable Tubular Stands 10"-14" (254-356 mm)
- Non-Adjustable Tubular Stands 10", 12", 14", or 16" (254, 305, 356, or 406 mm) – Available in Designer colors
- Adjustable Angle Brackets (Provides 1" – 2" (25-51 mm) clearance above unit)
- Chain Suspension

PRODUCT SPECS

Dual Infrared Foodwarmer

The Dual Infrared Foodwarmer shall be a Glo-Ray®, manufactured by the Hatco Corporation, Milwaukee, WI 53234 U.S.A.

With 24/7 parts and service assistance (U.S. and Canada only), the Foodwarmer shall be a Glo-Ray Model, rated at,watts,,volts, single phase, and be,inches (millimeters) in overall width.

The Glo-Ray shall consist of an aluminum housing and include

four shelf mounting tabs.

The infrared heating element shall be tubular metal sheathed. The foodwarmer shall be factory-assembled ready for electrical installation.

Options and accessories shall include adjustable or non-adjustable tubular stand, angle brackets, suspension chain and fittings, breath protector, indicator light, and incandescent lights.

HATCO CORPORATION P.O. Box 340500 Milwaukee, WI 53234-0500 U.S.A. • (800) 558-0607 • (414) 671-6350
Fax (800) 543-7521 • Int'l. Fax (414) 671-3976 • www.hatcocorp.com • E-mail: equipsales@hatcocorp.com